

DREXAN™ HeatTracer

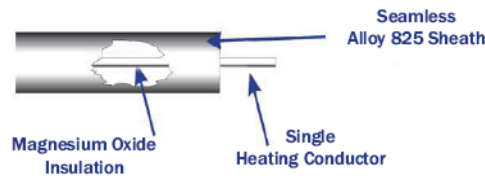
Mineral Insulated Heating Cable

Alloy 825 sheathed heating cables and elements

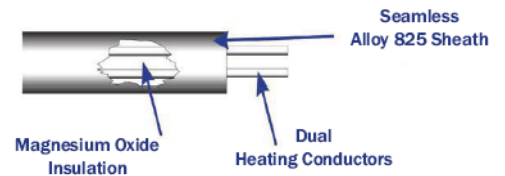
Alloy 825 sheathed heating cables and elements are ideal for industrial freeze protection, high temperature process maintenance heat tracing and areas where good corrosion resistance is required.

Heating Cable Construction

Single Conductor



Dual Conductor



Product Characteristics

Metal sheathed MI cable is one of the most durable heating cables available.

High wattage per foot of cable (limited per foot for hazardous areas).

Cables rated at 300V and 600V (see tables).

Applications

Industrial pipe tracing installations; hazardous and non-hazardous.

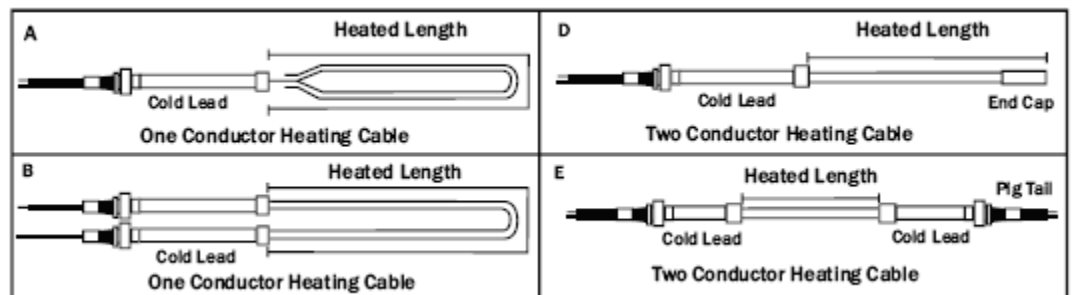
High Temperature Installations.

Long length installations.

Approvals



Factory Terminated Cable Units - Design Options



Heating Cables

www.drexanheattracer.com

Tech Line:
1-800-663-6873

Mineral Insulated Heating Cable

CABLE REFERENCE

Part #	Nominal Cable		Nominal Cable Diameter		Sheath Thickness		Insulation Thickness		Conductor Diameter		Approx. Weight kg/km
	OHMS/Ft	OHMS/M	in.	mm	in.	mm	in.	mm	in.	mm	
600 Volt Single Conductor											
H1H200-2	2	6.56	0.146	3.7	0.012	0.3	0.052	1.32	0.018	0.46	47
H1H160-2	1.6	5.25	0.163	4.1	0.013	0.33	0.058	1.47	0.020	0.51	57
H1H130-2	1.3	4.26	0.16	4.1	0.013	0.33	0.056	1.42	0.022	0.56	57
H1H100-2	1	3.28	0.16	4.1	0.013	0.33	0.054	1.37	0.026	0.66	57
H1H850-3	0.85	2.79	0.17	4.3	0.014	0.36	0.057	1.45	0.028	0.71	63
H1H700-3	0.7	2.3	0.16	4.1	0.013	0.33	0.051	1.30	0.031	0.79	57
H1H500-3	0.5	1.64	0.18	4.6	0.015	0.38	0.057	1.45	0.037	0.94	72
H1H280-3	0.28	0.919	0.183	4.6	0.016	0.41	0.062	1.57	0.025	0.64	72
H1H200-3	0.2	0.656	0.18	4.6	0.015	0.38	0.056	1.42	0.038	0.97	72
H1H150-3	0.15	0.492	0.18	4.6	0.015	0.38	0.052	1.32	0.044	1.12	72
H1H118-3	0.118	0.387	0.183	4.6	0.016	0.41	0.064	1.63	0.023	0.58	72
H1H732-4	0.0732	0.240	0.184	4.7	0.016	0.41	0.061	1.55	0.029	0.74	75
H1H581-4	0.0581	0.191	0.184	4.7	0.016	0.41	0.059	1.50	0.032	0.81	75
H1H467-4	0.0467	0.153	0.183	4.6	0.016	0.41	0.062	1.57	0.025	0.64	72
H1H366-4	0.0366	0.120	0.184	4.7	0.016	0.41	0.061	1.55	0.029	0.74	75
H1H290-4	0.029	0.0951	0.184	4.7	0.016	0.41	0.059	1.50	0.032	0.81	75
H1H231-4	0.0231	0.0758	0.184	4.7	0.016	0.41	0.057	1.45	0.036	0.91	75
H1H183-4	0.0183	0.060	0.184	4.7	0.016	0.41	0.055	1.40	0.040	1.02	75
H1H145-4	0.0145	0.0476	0.184	4.7	0.016	0.41	0.053	1.35	0.045	1.14	75
H1H113-4	0.0113	0.0371	0.186	4.7	0.017	0.43	0.051	1.30	0.052	1.32	75
H1H651-5	0.00651	0.0214	0.187	4.7	0.018	0.46	0.055	1.40	0.041	1.04	75
H1H409-5	0.00409	0.0134	0.191	4.9	0.019	0.48	0.055	1.40	0.044	1.12	82
H1H258-5	0.00258	0.00846	0.215	5.5	0.021	0.53	0.055	1.40	0.064	1.63	104
H1H162-5	0.00162	0.00531	0.273	6.9	0.027	0.69	0.069	1.75	0.081	2.06	163
H1H102-5	0.00102	0.00335	0.253	6.4	0.025	0.64	0.052	1.32	0.102	2.59	123
H1H640-6	0.00064	0.0021	0.319	8.1	0.032	0.81	0.064	1.63	0.128	3.25	225

How to Specify an Alloy 825 Heating Unit

a b c d e f g h

a	Design - A,B,D, or E Model
b	Cable Reference - see tables above
c	Heating Cable Length in Feet
d	Watts
e	Volts
f	Cold Lead Length in Feet
g	Cold Lead AWG
h	Cold Lead Joint Rating

Example A - H1H160-2 - 30 - 30 - 120 - 6 - 14

Mineral Insulated Heating Cable

CABLE REFERENCE

Part #	Nominal Cable		Nominal Cable Diameter		Sheath Thickness		Insulation Thickness		Conductor Diameter		Approx. Weight kg/km
	OHMS/Ft	OHMS/M	in.	mm	in.	mm	in.	mm	in.	mm	
600 Volt Two Conductor											
H2H110-1	11	36.1	0.215	5.5	0.018	0.46	0.052	1.32	0.012	0.3	105
H2H900-2	9	29.5	0.215	5.5	0.018	0.46	0.051	1.3	0.013	0.33	105
H2H600-2	6	19.7	0.215	5.5	0.018	0.46	0.05	1.27	0.016	0.41	105
H2H414-2	4.14	13.6	0.211	5.4	0.02	0.51	0.051	1.3	0.018	0.46	101
H2H200-2	2	6.56	0.245	6.2	0.02	0.51	0.05	1.27	0.027	0.69	133
H2H115-2	1.15	3.77	0.211	5.4	0.02	0.51	0.051	1.3	0.018	0.46	101
H2H700-3	0.7	2.3	0.265	6.7	0.022	0.56	0.055	1.4	0.029	0.74	160
H2H505-3	0.505	1.66	0.206	5.2	0.02	0.51	0.051	1.3	0.015	0.38	94
H2H286-3	0.286	0.938	0.217	5.5	0.021	0.53	0.051	1.3	0.02	0.51	105
H2H200-3	0.2	0.656	0.245	6.2	0.02	0.51	0.052	1.32	0.025	0.64	133
H2H150-3	0.15	0.492	0.245	6.2	0.02	0.51	0.05	1.27	0.028	0.71	133
H2H100-3	0.1	0.328	0.265	6.7	0.022	0.56	0.051	1.3	0.035	0.89	160
H2H775-4	0.0775	0.254	0.234	5.9	0.023	0.58	0.051	1.3	0.028	0.71	124
H2H561-4	0.0561	0.184	0.245	6.2	0.024	0.61	0.051	1.3	0.033	0.84	133
H2H402-4	0.0402	0.132	0.258	6.6	0.025	0.64	0.051	1.3	0.039	0.99	155
H2H281-4	0.0281	0.0922	0.275	7	0.027	0.69	0.051	1.3	0.046	1.17	174
H2H200-4	0.02	0.0656	0.285	7.2	0.028	0.71	0.055	1.4	0.033	0.84	184
H2H130-4	0.013	0.0427	0.304	7.7	0.029	0.74	0.055	1.4	0.04	1.02	211
H2H818-5	0.00818	0.0268	0.311	7.9	0.032	0.81	0.055	1.4	0.051	1.3	222
H2H516-5	0.00516	0.0169	0.364	9.2	0.035	0.89	0.055	1.4	0.064	1.63	333
H2H324-5	0.00324	0.0106	0.402	10.2	0.033	0.84	0.059	1.5	0.081	2.06	409
H2H204-5	0.00204	0.00669	0.496	12.6	0.041	1.04	0.072	1.83	0.102	2.59	525
H2H128-5	0.00128	0.0042	0.543	13.8	0.04	1.02	0.069	1.75	0.128	3.25	749

How to Specify an Alloy 825 Heating Unit

a **b** **c** **d** **e** **f** **g** **h**

a	Design - A,B,D, or E Model
b	Cable Reference - see tables above
c	Heating Cable Length in Feet
d	Watts
e	Volts
f	Cold Lead Length in Feet
g	Cold Lead AWG
h	Cold Lead Joint Rating

Example **A** - **H1H160-2** - **30** - **30** - **120** - **6** - **14**

Mineral Insulated Heating Cable

CABLE REFERENCE

Part #	Nominal Cable		Nominal Cable Diameter		Sheath Thickness		Insulation Thickness		Conductor Diameter		Approx. Weight kg/km
	OHMS/Ft	OHMS/M	in.	mm	in.	mm	in.	mm	in.	mm	
300 Volt Two Conductor											
L2H110-1	11	36.1	0.13	3.3	0.011	0.25	0.028	0.66	0.012	0.3	37
L2H100-2	1	3.74	0.17	4.3	0.017	0.43	0.035	0.89	0.023	0.58	63
L2H900-2	9	29.5	0.136	3.5	0.011	0.28	0.028	0.71	0.013	0.33	42
L2H750-2	7.5	24.6	0.136	3.5	0.012	0.3	0.031	0.79	0.015	0.38	42
L2H600-2	6	19.7	0.135	3.4	0.01	0.25	0.028	0.71	0.015	0.38	39
L2H400-2	4	13.1	0.146	3.7	0.012	0.3	0.028	0.71	0.018	0.46	47
L2H275-2	2.75	9.02	0.146	3.7	0.012	0.3	0.026	0.66	0.022	0.56	47
L2H200-2	2	6.56	0.18	4.6	0.015	0.38	0.033	0.84	0.026	0.66	72
L2H170-2	1.7	5.58	0.16	4.1	0.014	0.36	0.03	0.76	0.028	0.71	57
L2H114-2	1.14	3.74	0.17	4.3	0.017	0.43	0.035	0.89	0.023	0.58	63
L2H700-3	0.7	2.3	0.16	4.1	0.013	0.33	0.025	0.64	0.029	0.74	57
L2H472-3	0.472	1.55	0.169	4.3	0.017	0.43	0.039	0.99	0.016	0.41	63
L2H374-3	0.374	1.23	0.169	4.3	0.017	0.43	0.038	0.97	0.018	0.46	63
L2H293-3	0.293	0.961	0.17	4.3	0.017	0.43	0.037	0.94	0.02	0.51	63
L2H200-3	0.2	0.656	0.146	3.7	0.012	0.3	0.025	0.64	0.025	0.64	47
L2H150-3	0.15	0.492	0.16	4.1	0.013	0.33	0.026	0.66	0.028	0.71	57
L2H100-3	0.1	0.328	0.18	4.6	0.015	0.38	0.027	0.69	0.035	0.89	72
L2H734-4	0.0734	0.241	0.17	4.3	0.017	0.43	0.031	0.79	0.029	0.74	63
L2H583-4	0.0583	0.191	0.17	4.3	0.017	0.43	0.029	0.74	0.032	0.81	63
L2H458-4	0.0458	0.15	0.171	4.3	0.017	0.43	0.027	0.69	0.036	0.91	63
L2H324-4	0.0324	0.106	0.17	4.3	0.017	0.43	0.033	0.84	0.025	0.64	63

How to Specify an Alloy 825 Heating Unit

a **b** **c** **d** **e** **f** **g** **h**

a	Design - A,B,D,or E Model
b	Cable Reference - see tables above
c	Heating Cable Length in Feet
d	Watts
e	Volts
f	Cold Lead Length in Feet
g	Cold Lead AWG
h	Cold Lead Joint Rating

Example **A** - **H1H160-2** - **30** - **30** - **120** - **6** - **14**

Contact
Information